




# Show & Tell

May, 2021

## Diedre Fleener

*Hippie Beads* and *Baby Hippie Beads*—After making the larger quilt, I had enough blocks to make a baby quilt, as well. 77" × 91" and 46" × 60" respectively. No pattern, I saw a picture on Facebook and recreated the pattern. The blocks were done using the “stack and whack” method.





Diedre Fleener





Diedre Fleener





Diedre Fleener



## Diedre Fleener

*Ludwig's Corner* —Pattern by Robert de Carli. 90" x 94"

There are over 6,600 pieces in this quilt. A lot of strip piecing sped up the process.






Diedre Fleener





Diedre Fleener





Diedre Fleener



## Diedre Fleener

*Hyde Park* —Pattern by Cotton Street Commons. 60" x 72"  
Fabric is *Abandoned* by Tim Holtz. Loved the fabrics. I did the machine quilting.



Diedre Fleener





Diedre Fleener





## Diedre Fleener

*Kaffe's Trip Around the World* —98" x 98"

I used all Kaffe Fassett fabrics for this quilt. It has 4,225 pieces.  
I did the machine quilting.





Diedre Fleener





Diedre Fleener



## Diedre Fleener

*Secondhand Clothes*—Pattern by Bonnie Blue Quilts. 98" × 106"  
This was a block exchange done with my small group in 2009.  
I finally completed the quilt in 2021! Used Civil War  
reproduction fabrics. I completed the quilting on my Longarm  
machine.





Diedre Fleener





Diedre Fleener




## Diedre Fleener

*Kaffe's Cabin*—97" x 97"

Log cabin blocks in a barn raising setting using all Kaffe Fassett fabrics. I completed the quilting on my Longarm machine.





Diedre Fleener





Diedre Fleener



## Diedre Fleener

*Box Trot*—Pattern by Creative Sewlutions. 52" × 80"

An easy pattern, might be fun for a young girls room. I completed the quilting on my Longarm machine.



Diedre Fleener







Diedre Fleener



## Glenda Skallerud

This is made from the Scrappy Mountain Majesty pattern by Bonnie Hunter and is free on the Quiltville website. The blocks are easy to make but there is a lot of matching when putting rows together. It measures 71" x 59" and was machine quilted by Kristin Hoftyzer. The fabrics are a fat quarter bundle of Downton Abbey fabrics. It is intended for a friend who retired before a few years ago. She should be able to binge watch shows like Downton Abbey but she stays very busy helping out with her 11 grandchildren.



A large, colorful patchwork quilt is displayed outdoors, hanging from a chain-link fence. The quilt features a wide, solid purple border. The central panel is composed of numerous small, irregularly shaped fabric pieces in various colors, including shades of green, blue, purple, pink, and brown. These pieces are arranged in a complex, non-repeating pattern. The quilt is held up by several white plastic clips at the top edge. The background shows a grassy area and a chain-link fence.

Glenda Skallerud





Glenda Skallerud



## Glenda Skallerud

This is the only 'new' quilt I have finished since retiring. Everything else has been finishing up old projects. I had a large collection of Halloween prints. A few of the fabrics glow in the dark. The pattern is 4-patch Frenzy from Missouri Star. The border is a vintage Alexander Henry print which says 1999 on the selvedge. It measures 68" x 75" and was quilted by Kristin Hoftyzer in a Spiderwebs pattern.



Glenda Skallerud





A Halloween-themed quilt featuring a variety of patterns. The quilt includes sections with purple fabric featuring black bat silhouettes, orange fabric with black cat silhouettes, green fabric with orange jack-o'-lanterns, black fabric with white skulls, and a black and white checkerboard pattern. There are also sections with white fabric featuring black and orange patterns, and a section with a repeating pattern of black and white skulls. The quilt is made of various fabric pieces sewn together, with some pieces featuring text like "GHOST", "WITCHES BREW", and "BAT WINGS".

Glenda Skallerud





Glenda Skallerud

The image shows a large, intricate quilt with a variety of Halloween-themed patterns. The top-left section features a white fabric with a dense, repeating pattern of black and white illustrations of witches, brooms, and pumpkins. This section is bordered by a dark fabric with a pattern of orange pumpkins. The bottom-left corner has a dark fabric with a pattern of orange pumpkins. The bottom-right section is a complex patchwork of various fabrics, including a dark purple fabric with a pattern of white spiders and webs, a black and white checkered fabric, a dark green fabric with a pattern of white spiders and webs, and a light-colored fabric with a pattern of black and white illustrations of pumpkins and witches. The quilt is made of many small, irregular pieces of fabric, creating a dense and detailed design.



## Barb Thomas

The Quilt was made for my niece in Texas. She wanted something bright and soft Minke on the back! Pattern was a Cluck, Cluck Sew pattern called Jelly Weave. I used a Kaffe Fassett jelly roll and the background fabric for the quilt top. Sarah Yoder Parker quilted it beautifully using a basket weave pattern that worked with the top design and really popped on the Minke backing!



Barb Thomas







Barb Thomas



Barb Thomas





## Barb Thomas

The pink project bag was made in a class at Cotton Creek Mill in West Branch. The pattern was *Project Bags 2.0* by [annie.com](http://annie.com)  
It was fun to do and I plan to do a couple more sizes. I'm sure the next two will go more quickly than the first!



Barb Thomas





Barb Thomas





## Barb Thomas

This is the only 'new' quilt I have finished since retiring. Everything else has been finishing up old projects. I had a large collection of Halloween prints. A few of the fabrics glow in the dark. The pattern is 4-patch Frenzy from Missouri Star. The border is a vintage Alexander Henry print which says 1999 on the selvedge. It measures 68" x 75" and was quilted by Kristin Hoftyzer in a Spiderwebs pattern.



Barb Thomas





# Barb Thomas





Barb Thomas

